Exxon Valdez Oil Spill Trustee Council
Investment Fund Index
Past 5 Yrs to Current Month of January 2021

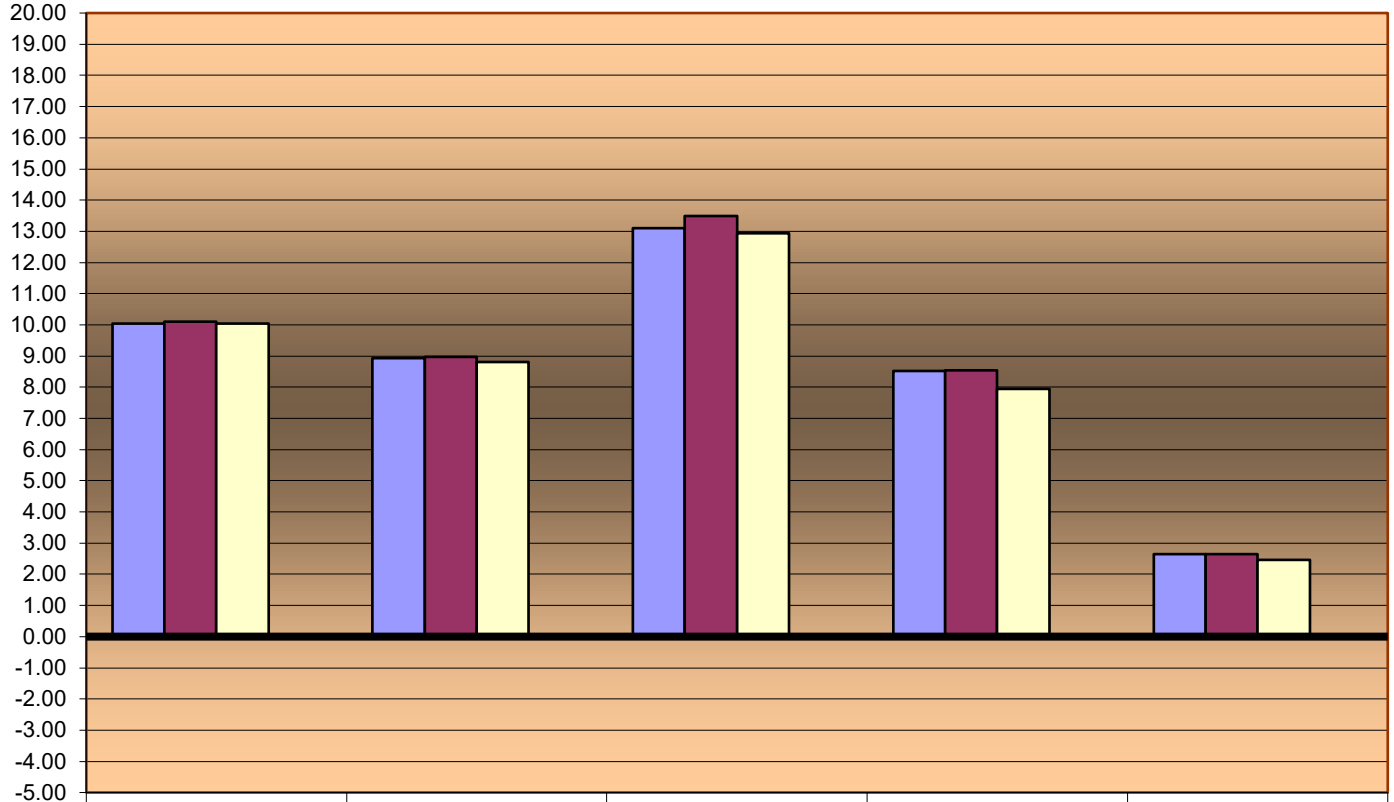

	5-Yrs	3-Yrs	Yr	Qtr	Mo
Index	10.05	8.93	13.11	8.52	2.64
Research	10.10	8.98	13.49	8.55	2.65
Habitat	10.05	8.81	12.94	7.94	2.47
Koniag	0.00	0.00	0.00	0.00	0.00

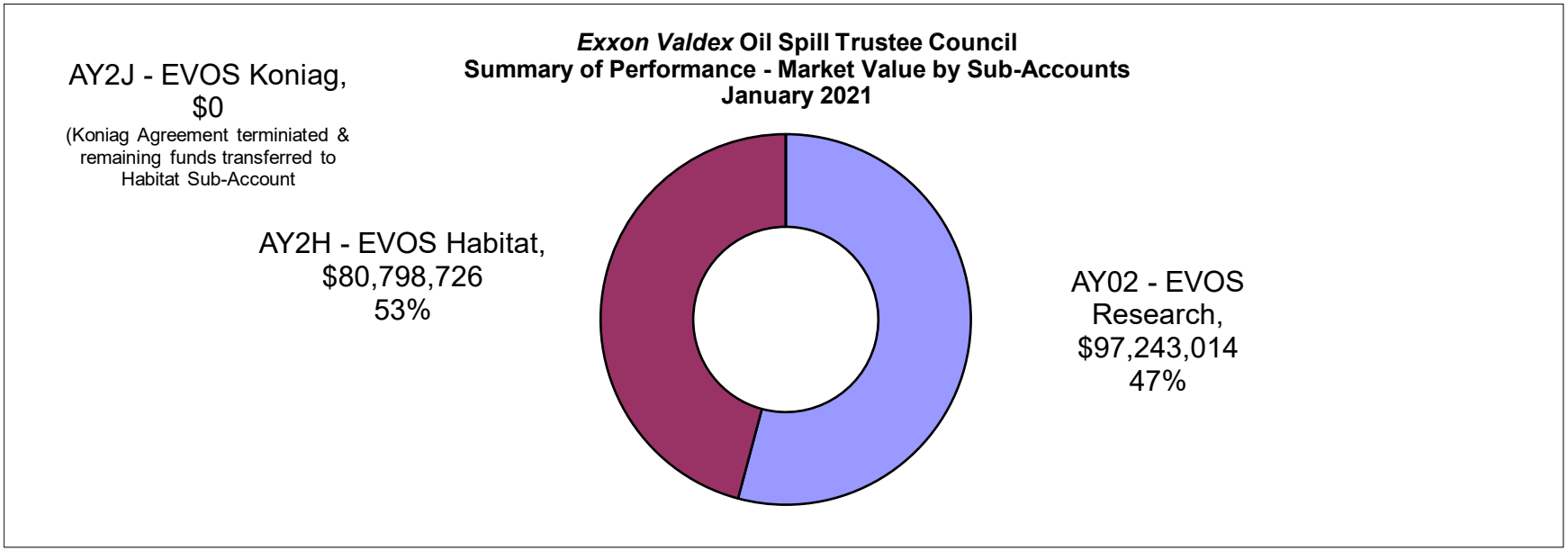
Exxon Valdex Oil Spill Trustee Council
Summary of Performance - Market Value by Sub-Accounts
January 2021
AY2J - EVOS Koniag, $0
(Koniag Agreement terminiated & remaining funds transferred to Habitat Sub-Account
AY2H - EVOS Habitat, $80,798,726 53%
AY02 - EVOS Research, $97,243,014 47%

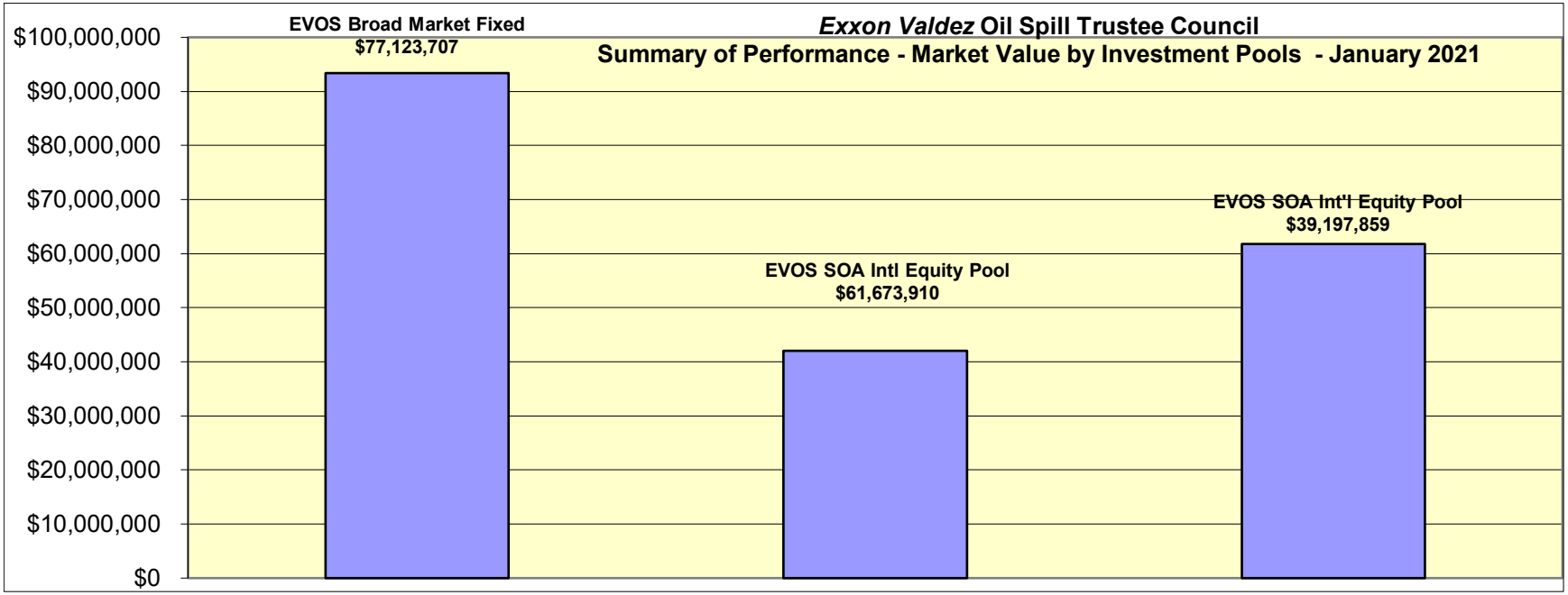
Exxon Valdez Oil Spill Trustee Council
Summary of Performance - Market Value by Investment Pools - January 2021
$100,000,000
$90,000,000
$80,000,000
$70,000,000
$60,000,000
$50,000,000
$40,000,000
$30,000,000
$20,000,000
$10,000,000
$0
EVOS Broad Market Fixed $77,123,707
EVOS SOA Intl Equity Pool $61,673,910
EVOS SOA Int'l Equity Pool $39,197,859

Summary of Performance - Rates of Return
EVOS Broad Market Fixed Income - As of January 31, 2020

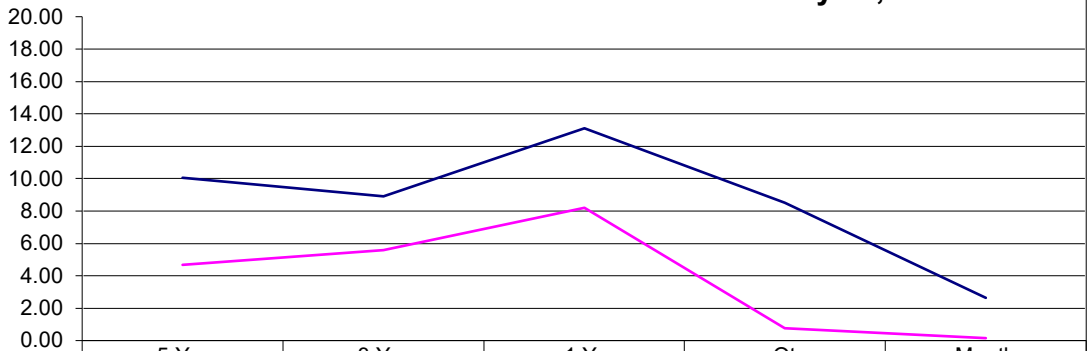

	5 Yrs	3 Yrs	1 Yr	Qtr	Month
Investment Fund Index	10.05	8.89	13.11	8.52	2.64
Broad Market Fixed	4.68	5.60	8.20	0.78	0.15

Summary of Performance - Rates of Return
EVOS SOA Int'l Equity Pool - As of January 31, 2020
(5-Yr return not provided by ADOR)

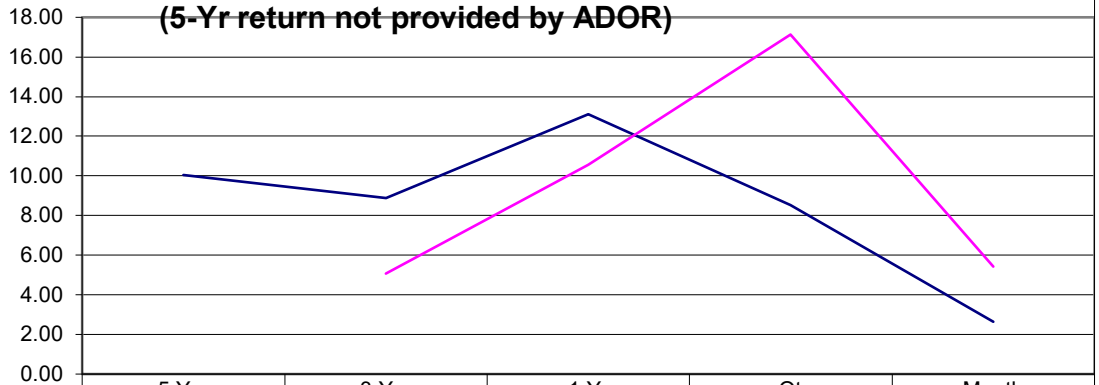

	5 Yrs	3 Yrs	1 Yr	Qtr	Month
Investment Fund Index	10.05	8.89	13.11	8.52	2.64
SOA Int'l Equity Pool		5.07	10.56	17.13	5.41

Summary of Performance - Rates of Return
EVOS Russell 3000 Index - As of January 31, 2020
(5-yr return not provided by ADOR)

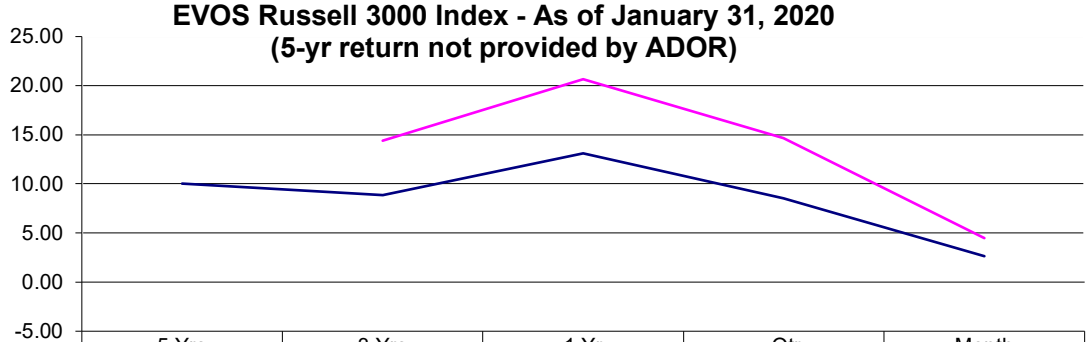

	5 Yrs	3 Yrs	1 Yr	Qtr	Month
Investment Fund Index	10.05	8.89	13.11	8.52	2.64
Russell 3000 Index		14.41	20.66	14.64	4.48