

***Exxon Valdez* Oil Spill
Restoration Project Annual Report**

Effects of Oiled Incubation Substrate on Straying and Survival of Wild Pink Salmon

**Restoration Projects 95076 and 95191B
Annual Report**

This annual report has been prepared for peer review as part of the *Exxon Valdez* Oil Spill Trustee Council restoration program for the purpose of assessing project progress. Peer review comments have not been addressed in this annual report.

**Alex C. Wertheimer, S.D. Rice, A.G. Celewycz, J.F. Thedinga,
R.A. Heintz, R.F. Bradshaw, and J.M. Maselko**

**Auke Bay Laboratory
Alaska Fisheries Science Center
National Marine Fisheries Service
National Oceanic and Atmospheric Administration
Juneau, Alaska**

April 1996

Effects of Oiled Incubation Substrate on Straying and Survival of Wild Pink Salmon

Restoration Projects 95076 and 95191B Annual Report

Study History: This project effort is the first year of a multi-year program based at the National Marine Fisheries Service research facility at Little Port Walter (LPW) on Baranof Island in Southeast Alaska. Field activities will continue through FY 96, FY 97, and into FY 98. The project will be closed out with a Final Report Prepared in FY 98. In addition, this report contains results obtained in FY 95 for Trustee Restoration Project number 95191B, a project that is now a component of Restoration Study 96076.

Abstract: This project examines the effects of oil exposure during embryonic development on the straying, survival to spawning, and gamete viability of pink salmon (*Oncorhynchus gorbuscha*). The objectives for the straying component are to conduct a related series of controlled experiments on straying of pink salmon to determine the role of oil and other factors (stock, transplant, and tagging) on straying; and to use the results to interpret the high straying rates observed for wild populations of pink salmon in Prince William Sound (PWS) after the *Exxon Valdez* oil spill. In FY95, the objectives of the project were to (1) set up the incubation and oil exposure array, and expose pink salmon embryos from the 1995-brood to oiled gravel; and (2) test fry capture and adult sampling and enumeration techniques. Treatment levels of oil were based on the results of Restoration Project 191B; relatively low dosages were used to ensure high survival to fry emergence. Small but significant reductions in survival of pink salmon embryos were detected, however, even at nominal dosages as low as 0.4 g oil per kg of gravel. Fry capture and adult sampling and enumeration techniques were successfully tested. Based on the return and recovery rate in streams in the Little Port Walter vicinity of pink salmon of fish tagged for Restoration Project 95076, a model was constructed to examine the ability of the experimental design to detect differences in straying rates among treatments. Results from Restoration Project 191 B demonstrate a long-term effect of oil on growth, and suggest that incubating in oiled gravel reduces marine survival and reproductive ability.

Key Words: *Exxon Valdez*, pink salmon, *Oncorhynchus gorbuscha*, straying, homing, survival, genetic damage, reproduction, crude oil.

Citation: Wertheimer, A.C., S.D. Rice, A.G. Celewycz, J.F. Thedinga, R.A. Heintz, R.F. Bradshaw, and J.M. Maselko. 1996. Effects of oiled incubation substrate on straying and survival of wild pink salmon. *Exxon Valdez* Oil Spill Restoration Project Annual Report (Restoration Projects 95076 and 95191B)Auke Bay Fisheries Laboratory, Alaska Fisheries Science Center, National Marine Fisheries Service, National Oceanic and Atmospheric Administration, Juneau, Alaska.

Table of Contents

List of Tables	iv
List of Figures	v
Executive Summary	vi
Introduction and Objectives	1
Methods.....	2
Results.....	9
Discussion.....	13
Literature Cited	16

List of Tables

Table 1. Sampling schedule for hydrocarbon samples of incubation gravel and water and for pink salmon tissues. Dates samples were taken for each sample period are shown in parentheses. Numbers shown are days post-oiling (gravel, water) or days post-fertilization (pink salmon) that the samples were taken.

Table 2. Number of incubators (N), mean survival of eggs to eyed stage (SE of mean in parentheses), and mean number of live eggs, dead eggs, and total eggs per incubator, listed by oil dose.

Table 3. Carcass counts and number of carcasses tagged and recovered at Lovers Cove Creek in 1995. Number of "new" carcasses counted for each sampling period was the total carcass count adjusted for previously counted carcasses, as indicated by tagging or mutilation of the carcass. Number of tags recovered at a given time t are from the tag group released at time $t-1$.

Table 4. Number of fish sampled and observed number and frequency of coded-wire tagged pink salmon for four stream systems in the vicinity of Little Port Walter in 1995. Expanded numbers of tags recovered in Lovers Cove Creek and Borodino Creek are the observed numbers of tags adjusted for the proportion of the escapement (0.58) estimated as sampled in Lovers Cove Creek.

Table 5. Weir and peak aerial survey counts for pink salmon streams within approximately 30 km of Little Port Walter. The column for 1997 surveys indicates whether escapement will be both estimated and sampled for tagged pink salmon returning in 1997.

List of Figures

Figure 1. Map of Little Port Walter and vicinity.

Figure 2. Map of Little Port Walter showing locations of fyke nets on Sashin and Lovers Cove Creeks, the weir on Sashin Creek, and the limit of pink salmon spawning on Sashin, Lovers Cove, and Borodino Creeks.

Figure 3. Estimated daily catch of wild pink salmon fry from Sashin and Lovers Cove Creeks, 1995.

Figure 4. Total number of wild pink salmon fry captured at Sashin Creek weir (bars) and day of peak fry emigration (line).

Figure 5. Cumulative carcasses sampled and estimated escapements of pink salmon at Lovers Cove Creek, 1995.

Figure 6. Differences in straying rate detectable at $P < 0.005$ for three different straying and return rate assumptions.

Figure 7. Average reproductive success of pink salmon that were incubated in oiled gravel. Figure A depicts 95% confidence intervals for survival to eyeing in pooled groups of eggs collected over several spawning dates. Figure B depicts 95% confidence intervals for average survival among pairwise crosses of similarly exposed fish. Figure C shows estimates of survival in production lots of fish, the production lots were not replicated.

Executive Summary

This project examines the effects of oil exposure during embryonic development on the straying, survival to spawning, and gamete viability of pink salmon (*Oncorhynchus gorbuscha*). The objectives for the straying component are to conduct a related series of controlled experiments on straying of pink salmon to determine the role of oil and other factors (stock, transplant, and tagging) on straying; and to use the results to interpret the high straying rates observed for wild populations of pink salmon in Prince William Sound (PWS) after the *Exxon Valdez* oil spill.

Project 076 is a multi-year program based at the National Marine Fisheries Service research facility at Little Port Walter (LPW) on Baranof Island in Southeast Alaska. This location was chosen to examine the response of pink salmon straying to oil exposure at a geographic locale remote from PWS, away from the confounding effect of prior oil exposure. The project was initiated in 1995 with the collection and spawning of pink salmon, and the placement of the fertilized eggs at LPW into incubators simulating oiled and non-oiled intertidal habitat in PWS after the oil spill. In 1996, about 460,000 pink salmon fry from wild and experimental treatment groups will be marked with coded-wire tags or fin-clips. Fry from the oil-exposed and control groups will be tagged to identify treatments when they emigrate from the incubators, and emigrating wild fry from two streams will also be captured and tagged. Returning adults will be examined for marks in 1997 in natal streams, other streams within 40 km of the natal streams, and an adjacent fishery. Recoveries of tagged adults will determine if oil exposure increases straying and decreases survival to spawning. Escapement and sampling rates in natal and non-natal streams will be estimated so that actual straying rates within the sampling region can be estimated, and the effects of oil, stock, transplant, and tagging on straying rate can be evaluated. Adults from the oil-exposure experiments that return to the release site will be identified to treatment and then spawned. The fertilized eggs will be incubated in a clean environment to determine if oil exposure has decreased the gamete viability of the exposed fish.

In FY95, the objectives of Restoration Project 076 were to:

- (1) Set up incubation and oil exposure array for 1995 brood pink salmon.
- (2) Spawn pink salmon and expose fertilized eggs to oiled gravel.
- (3) Assess 1995 brood survival of exposed and control groups eggs to the eyed stage.
- (4) Test techniques for capturing wild pink salmon fry during their emigration to salt water.
- (5) Test carcass marking method for estimating spawning escapements of pink salmon.
- (6) Estimate localized straying rates of returning tagged pink salmon from Project 95161B.

Gametes were successfully collected from Lovers Cove Creek pink salmon. Treatment levels of oil were selected based on the results of Restoration Project 191B; relatively low dosages were used to ensure high survival to fry emergence. Small but significant reductions in survival of pink salmon embryos to the eyed stage of development were detected even at nominal dosages

as low as 0.4 g oil per kg of gravel. Survival to the eyed-stage was 80% for exposed embryos and 82% for control embryos.

Fry capture and adult sampling and enumeration techniques were successfully tested. Sampling escapements on non-weired watersheds was feasible at the run magnitudes expected on streams within 30 km of LPW. The amount of effort required was substantially greater than estimated in the 1995/96 Detailed Project Descriptions (DPD), which has resulted in substantial modifications to the cost and duration of the project in the FY97 DPD.

Most of the pink salmon tagged and released at LPW in 1993 (Restoration Project 191B) that returned to the Little Port Walter/ Big Port Walter vicinity in 1995 were recovered at Sashin Creek. Adjusting for sampling effort, 3.7% of the tagged pink salmon from Sashin Creek strayed to either Borodino or Lovers Cove creeks, even though the parents of these fish were originally from Lovers Cove Creek. The natal watershed was a much stronger attractor for the fish than was their genetic origin.

The number and frequency of tagged strays was much higher in Borodino than in Lovers Cove Creek. Both Sashin and Borodino watersheds contain relatively large lakes, whereas Lovers Cove Creek watershed has no lakes. The similarity of the Borodino watershed to the natal watershed may have been a factor in attracting fish that returned to Big Port Walter to Borodino Creek rather than to their parents' home stream. The ratio of tagged to untagged spawners was nearly identical for Sashin and Borodino Creeks. One possible explanation for this is that there is little natural production from Borodino Creek, and the pink salmon spawning there are almost entirely strays from Sashin Creek. This assumes straying rates of the wild Sashin Creek pink salmon and the tagged pink salmon were the same. A second explanation is that the tagged fish, because of treatment, transplant, culture, or tagging, strayed at a higher rate than wild Sashin Creek pink salmon, and were differentially attracted to Borodino Creek compared to Lovers Cove Creek. Restoration Project 076 will provide insight into the factors causing such differential straying rates.

We used the straying rates of tagged fish returning to LPW in 1995 to refine the empirical model used by Wertheimer et al. (1995) to assess the power to detect differences in straying between oil-exposure treatment groups at the release group sizes and sampling regimes proposed. The ability to detect a difference in straying due to the oil exposure increases with return rate and actual straying rate (Figure 6). Although the straying assumptions are slightly more conservative than those used by Wertheimer et al. (1995), the power of the experiment to detect differences in straying is still within the same limits.

Project 191B is a multi-generation study aimed at examining the effects of incubating in oiled gravel on pink salmon fitness. Beginning in 1993 pink salmon embryos were incubated in oiled gravel. The direct effects of oil on embryo survival, size at emergence, emergence timing and frequency of deformities were evaluated when the fish emerged from the oiled gravel in the Spring of 1994. A small number of surviving fry were coded-wire tagged and released. In the

Fall of 1995, approximately 345 mature fish bearing coded-wire tags returned to the hatchery at Little Port Walter. These fish were recovered at a weir, measured and spawned. Their offspring are being incubated in clean water and will be coded-wire tagged and released when they emerge in April 1996.

In FY 95, the objectives for Restoration Project 191 B were to:

- (1) Recover all 1993 brood pink salmon that had been coded-wire tagged and released.
- (2) Determine if fish exposed to different doses had different sizes at maturity.
- (3) Examine the marine survival for each of the tag groups.
- (4) Evaluate the gamete viability of fish exposed to different doses of oil during incubation.

Introduction

This project examines the effects of oil exposure during embryonic development on the straying, survival to spawning, and gamete viability of pink salmon (*Oncorhynchus gorbuscha*). The objectives for the straying component are to conduct a related series of controlled experiments on straying of pink salmon to determine the role of oil and other factors (stock, transplant, and tagging) on straying; and to use the results to interpret the high straying rates observed for wild populations of pink salmon in Prince William Sound (PWS) after the *Exxon Valdez* oil spill.

Pink salmon were injured at several life-history stages during and shortly after the oil spill. Evidence of long-term damage from the toxic exposures of 1989 continues to build (Bue et al. 1996; Heintz et al. 1996b), and a thorough evaluation of the toxic contribution to pink salmon recovery problems became even more important when there was no explanation for the crash in pink salmon and herring in 1993. Straying was a major concern during the spill; the Trustees supported a multi-million dollar effort to assess straying, and substantial straying of wild and hatchery stocks was observed (Sharp et al. 1995). Unfortunately, the interpretation of that study is severely limited for several reasons. Consequently, the amount of straying caused by oil is not known, natural straying rates are not known, and straying information cannot be used to adjust restoration or management strategies.

This project is a multi-year program based at the National Marine Fisheries Service research facility at Little Port Walter (LPW) on Baranof Island in Southeast Alaska. This location was chosen to examine the response of pink salmon straying to oil exposure at a geographic locale remote from PWS, away from the confounding effect of prior oil exposure. For an extensive justification and overall project design, see the Detailed Project Descriptions for Restoration Study 96076 (Wertheimer et al. 1995). The project was initiated in 1995 with testing of capture techniques for wild pink salmon fry, collection and spawning of adult pink salmon, and placement of the fertilized eggs at LPW into incubators simulating oiled and non-oiled intertidal habitat which occurred in PWS after the oil spill.

Objectives for 1995

The primary objectives of Restoration Study 076 are to conduct a related series of controlled experiments on straying of pink salmon to determine the role of oil exposure of pink salmon embryos on their subsequent straying as adults; determine the role of other factors on straying so that the measurements of straying in PWS after the spill can be interpreted; and evaluate the significance of straying on management and restoration strategies in PWS. The study will also examine the effect of oil exposure during egg and alevin development on subsequent marine survival and gamete viability of pink salmon.

Specific objectives in FY 95 were to:

1. Set up the incubation and oil exposure array for 1995 brood pink salmon.
2. Spawn 1995 brood pink salmon in and expose fertilized eggs to oiled gravel.
3. Assess survival of exposed and control groups eggs to the eyed stage.
4. Test techniques for capturing wild pink salmon fry during their emigration to salt water.
5. Test carcass marking method for estimating spawning escapements of pink salmon.
6. Estimate localized straying rates of returning tagged pink salmon from Restoration Project 95191B.

The primary objective of Restoration Study 191B was to examine the fitness of adult pink salmon exposed to oiled gravel during incubation. The characters used to evaluate fitness included size at maturity, marine survival, and offspring survival. The adult fish were incubated in oiled gravel during the winter of 1993-1994, and they were coded-wire tagged and released after they emerged in the Spring of 1994 (Heintz et al. 1995). When they returned to the hatchery in the Fall of 1995, they were measured, their tags were recovered, and males and females exposed to similar doses were crossed. The resulting embryos were incubated in clean water, and their survival was evaluated.

The specific objectives in FY 95 were to:

1. Recover all 1993 brood pink salmon that had been coded-wire tagged and released.
2. Determine if fish exposed to different doses had different sizes at maturity.
3. Examine the marine survival for each of the tag groups.
4. Evaluate the gamete viability of fish exposed to different doses of oil during incubation.

Methods for Restoration Project 076

Incubator Array

An array of 100 individual incubators was constructed to provide the experimental units for control and treatment groups of pink salmon embryos. Incubators were designed so that water up

welled through a column of gravel, simulating the incubating environment preferred by pink salmon. The incubators were constructed of 70-cm-long sections of 20-cm-diameter polyvinyl chloride (PVC) pipe that were placed on end and glued to a 20-cm-diameter PVC pipe coupling which was sealed with a PVC plate glued to the bottom. Water enters through a 1.9-cm-diameter hole drilled and tapped on the side of the coupling pipe immediately above the bottom plate. Flow to each incubator was regulated with a valve. An aluminum plate was fixed at the end of the PVC pipe, inside and against the center lip of the coupling, providing a false bottom that suspended the gravel in the incubator 10 cm above the bottom PVC plate. The aluminum plate was perforated with 1.2-mm-diameter holes to prevent water from channeling through the substrate and to prevent larvae from escaping. Water exited the incubators through a 1.9-cm-diameter hole drilled and tapped into the side of the incubator, 12.5 cm from the top. Incubators were filled with 28.7 kg of gravel (maximum diameter 5.0 cm). Before treatment with oil or loading into incubators, all gravel was rinsed to remove fine sediments. The gravel was placed in the incubators to within 12 cm of the outlet. A second perforated aluminum plate was placed on top of the gravel and the rest of the gravel added on top of the plate. The purpose of this plate was to keep eggs in the upper gravel level so they could be enumerated for determining survival to the eyed stage.

The water supply to the incubators alternates between fresh and estuarine water to simulate an intertidal incubating environment. Incubators receive fresh water from a nearby stream (Sashin Creek) for 8 h followed by estuarine water (maximum salinity = 25‰) estuary for 4 h. All water is filtered to remove macroscopic debris. The water first enters a 1800-L head tank so that the salinity of water supplied to the incubators gradually changes over a 20-min transition period when the supply switches between freshwater and estuarine water. Temperature is monitored every 6 h with a recording thermograph. Estuarine water temperatures has ranged from 3.6 to 11.9 °C, and freshwater temperature has ranged from 0.2 to 12.9 °C. Water flow through each incubator was established before seeding the incubators with eggs, and flow was monitored every other day to ensure a rate of 425 mL/min before eyeing and 460 mL/min thereafter. Dissolved oxygen concentrations in incubator effluent are monitored weekly. Dissolved oxygen is maintained above 7 mg/l at prescribed flows.

Oiling of Gravel

Crude oil produced from the Prudhoe Bay oil field in 1992 was artificially aged ("weathered") and then applied to gravel to be used in the incubators. Oil was weathered by stirring the crude oil overnight at about 70 °C, which resulted in evaporative losses of about 20% of the initial oil weight. These evaporative losses simulate the initial evaporative alterations of crude oil spilled at sea. The weathered oil was applied to the gravel at 2 loading levels (hereafter denoted as doses) by spraying a weighed amount of oil onto 44-kg aliquots of gravel tumbling in a small concrete mixer. Two doses were prepared; control gravel was processed the same way as oiled gravel except that no oil was applied. To preclude contamination of lower dose gravels by oil from higher doses, oil was applied in order of ascending dose. The spraying time was at least 90

s for each gravel aliquot, which produced a uniform coating of oil on the gravel (Heintz et al. 1996a). Once prepared, gravel from each dose was mixed together and spread as a 1-particle deep layer on a sheet of plywood overnight to allow the n-pentane to evaporate.

Nominal levels for the low and high doses were 0.4 and 1.6 mg oil/kg gravel. These doses were selected from the range of exposures used by Heintz et al. (1996a). Although termed "high" dose in this experiment, the 1.6 mg oil/kg gravel is an intermediate level in the range used by Heintz et al. (1996a). It was chosen because it represents the highest exposure level for which embryo survival significantly differed from controls.

Gamete Fertilization and Embryo Seeding

Gametes for the oil exposure experiment were collected from pink salmon returning to Lovers Cove Creek in Big Port Walter. Mature fish were seined in the intertidal spawning area of the stream on September 17, 1995. Fish were killed and bled by breaking the isthmus. Eggs were removed from females by abdominal incision and placed into 21-L buckets. Sperm was expressed from males into a separate plastic whirl pack for each male. The gametes were then transferred to LPW for fertilization.

A four-step process was used to fertilize the eggs to ensure random mixture of gametes in the experimental treatments. First, all the eggs were mixed in two 96 L coolers. The eggs were then divided into 100 aliquots and placed in individual 5 L buckets. One ml of sperm was pipetted from each of two males into each aliquot of eggs. Immediately after the sperm was added, water was added to the bucket to activate the fertilization process. The eggs were then poured into one of two 96-l up-welling incubators for water-hardening. This resulted in a second complete mixing of the eggs in relation to parental source.

After the eggs had been in the 96-L coolers for at least 1 hour, aliquots were removed and seeded in the incubators. Incubators had been previously assigned to treatment using random numbers. The total number of incubators seeded were 22 control; 22 tag-control; 26 low dose; and 30 high dose. The low and high dose treatments were assigned more incubators to account for possible increased mortality due to oiling.

Embryos were checked for survival to the eyed stage. To avoid contamination across treatments, the shocking and picking procedure was done in order by treatment. Control eggs were shocked on November 1, 1995. Eggs were removed from the incubators and shocked to coagulate the yolks of dead or unfertilized eggs by siphoning through a plastic tube. Eggs resting on top of the gravel were siphoned out first; the gravel above the upper perforated plate was removed; and any remaining eggs retained on the plate were siphoned out and shocked. The eggs were then placed back in the incubator until they could be sorted and counted.

One to two days after shocking, the eggs were again siphoned from each incubator for picking

and counting. An automatic egg-picker was used to remove and count dead or unfertilized eggs. An electronic egg counter was used to count live eggs. Counts were verified by occasional hand counts. Live eggs were returned to their respective incubators after removing the upper perforated plate. The gravel that had been removed from each incubator was subsequently replaced in the same incubators.

The proportion of eggs surviving to eyeing was calculated for each incubator by dividing the live count by the total count of eggs. To determine if oil affected the survival of pink salmon embryos to the eyed stage, the proportion surviving was statistically tested with a one way analysis of variance (ANOVA) with overall $\alpha = 0.05$. Survival was the dependent variable and dose was the independent variable with three levels: control, low oil, and high oil. The assumptions of homogeneity of variance and normality were tested for the raw data, arcsin-transformed data, inverse arcsin-transformed data, and arcsin square root-transformed data and were best met when the survival data were transformed with the arcsin transformation (Underwood 1981). The differences in survival between each treatment mean (high oil and low oil) and the control mean were further analyzed with Dunnett's Method of pairwise comparison with the overall family error rate of $\alpha = 0.05$ and each individual error rate of $\alpha = 0.0263$.

Hydrocarbon Sampling

Gravel. Composite samples of control and oiled gravels were collected for hydrocarbon analysis during each of 4 sampling periods. Samples were collected from each dose just before addition of the fertilized eggs, after the embryos had visible eyes, at hatching, and at emergence. At each sampling, triplicate samples for each dose were taken. A sample consisted of about 5 gravel particles from each incubator within a dose, which were mixed together in a 500-mL jar fitted with a PFTE-lined lid and were stored at $-20\text{ }^{\circ}\text{C}$ until hydrocarbon analysis.

Water. Composite incubator-effluent samples were collected in triplicate during each of the four sampling periods for hydrocarbon analysis. At each sampling, equal aliquots of effluent water from each incubator within a dose (total volume 3.8 L) were combined with predeuterated hydrocarbon surrogate standards dissolved in 1.00 mL acetone and extracted twice with successive 100 mL aliquots of dichloromethane in a 4 L glass jar fitted with a PFTE-lined lid. The dichloromethane extracts were combined and stored at $-20\text{ }^{\circ}\text{C}$ for hydrocarbon analysis.

Tissues. Composite samples of fish exposed to control and oiled gravels were collected for hydrocarbon analysis at the eyed stage and at emergence. Approximately 100 eggs or fry were sampled per dose at each of these stages and were stored in a 125-mL jar fitted with a PFTE-lined lid at $-20\text{ }^{\circ}\text{C}$ until hydrocarbon analysis.

Fry Capture

Emigrating wild pink salmon fry were captured with fyke nets at Sashin and Lovers Cove Creeks (Figure 2). At Sashin Creek, a fyke net (1 m x 2 m opening) was fished from April 30 to May 26 approximately 100 m upstream of the weir. At Lovers Cove Creek, a fyke net (1 m x 1 m opening) was fished from 24 April to 1 June in the intertidal area of the east channel. Fyke nets were checked daily on each stream except on May 20 - 22 and May 27 - 30 when the nets were temporarily removed because of high stream flow. Number of captured fry was estimated by first determining mean fry weight from a subsample of fry, and then dividing the total weight of fry caught by each fyke net by mean fry weight. Fyke nets were checked, and the number of fry were estimated daily at each creek.

A rotary screw trap was tested for capturing fry at Sashin Creek. A 2.4-m-diameter rotary screw trap was fished immediately downstream of the Sashin Creek Weir for 2 d in May.

Adult Sampling

Recovery of strays. Carcasses of pink salmon from three streams in the vicinity of LPW were examined for lack of an adipose fin, which could indicate the presence of a coded wire tag. If a carcass had an adipose fin, it was counted as sampled and cut in half to prevent resampling on subsequent surveys. If the carcass was missing the adipose fin, it was retained and checked for the presence of a coded-wire tag at LPW. If the presence of an adipose fin could not be determined due to deterioration or mutilation by predators, it was not counted as part of the sample.

Two streams in Big Port Walter, Lovers Cove Creek and Borodino Creek, were surveyed about every four days from August 30 to October 11, and one stream in Paterson Bay, Parry Creek was surveyed on September 30. The streams in Big Port Walter are about 8 km and Parry Creek is about 27 km from Sashin Creek in LPW (Figure 1, 2). Sampling was concurrent with the operation of the Sashin Creek weir for recovery of tagged returning adults from Project 95191B. Tagged fish returning to Sashin Creek were considered to have "homed" to their natal watershed, and tagged carcasses recovered in other watersheds were considered to have "strayed".

Estimation of spawning escapements. A carcass mark-recapture method (Sykes and Botsford 1985) for estimating spawning escapements was tested in 1995 to determine feasibility for estimating escapements in streams to be sampled for tagged pink salmon returning from this experiment in 1997. This mark-recapture approach uses a modified Jolly-Seber method for open populations, with an adjustment to account for immigration of carcasses into the population between sampling periods (Sykes and Botsford 1985). A modified Peterson estimate was also constructed for comparison, with the understanding that the closed-population assumption for the Peterson estimate is violated.

Initially, the mark-recapture technique was to be tested on both Sashin and Lovers Cove Creeks. Because the weir operations at Sashin Creek provided an independent count of the number of fish escaping to the watershed, estimating the escapement in the system using carcass mark-recapture offered an opportunity to both test and calibrate the technique. However, the record pink salmon return to Sashin Creek of over 117,000 fish overwhelmed our capability to count and tag carcasses, and thus the estimation effort focused on Lovers Cove Creek.

On each survey at Lovers Cove Creek, intact carcasses were tagged with a colored, plastic cinch strap. A different length/color combination was used to distinguish each sampling period. At each sampling period, counts were made of all intact untagged carcasses and of each tagged carcass by length/color group. If a tagged carcass had deteriorated so that the head and pectoral girdle were separated from the body, the tag was retrieved but not counted as a carcass recovery. Initially, tags were labeled with individual numbers so each carcass could be indentified, but this proved too time consuming to accomplish a survey within a 1-2 day period.

Methods for Restoration Study 191B

Overview

Pink salmon embryos were incubated in gravel contaminated with one of four different amounts of oil (doses) beginning in 1993 (Heintz et al. 1995). The doses ranged from no oil (control gravel) to 281 μg oil/kg gravel, and the maximum concentration of total polynuclear aromatic hydrocarbons (TPAH) experience by any group was approximately equal to the State of Alaska water quality standard for TPAH. Embryos incubated in the maximum dose had reduced survival to emergence. Emergent fry were ponded into saltwater netpens prior to tagging. Fish were tagged in order from lowest to highest dose, and the sequence was repeated four times so that each dose was represented by 4 tag codes.

Pink salmon exposed to oil during incubation and returning to the hatchery were recovered at a weir located on Sashin Creek, and held in netpens until they matured. The netpens were inventoried 4 times to examine the maturity of the fish, and on each occasion all the mature fish were removed and spawned the following day. Prior to spawning, each fish was measured for length and weight and the tag recovered. The tags were decoded and gametes refrigerated prior to fertilization, and the fertilizations followed the procedures outlined below.

Analysis of size and marine survival

The size and marine survival of fish from the different exposure groups were analyzed by analysis of variance. Size at maturity and growth for each sex was analyzed by a one-way analysis of variance with dose as a fixed factor. Growth rate, expressed as the percent gain in wet body weight per day, was calculated by taking the difference between the natural logs of initial and final weights, dividing by the number of days that elapsed between tagging and the

subsequent sample, and multiplying the proportion by 100%. The final weight was the weight at maturity, the initial weight was the average weight of fish from the appropriate dose at emergence, and the number of days was the number of days between maturity and the average emergence date. Marine survival, calculated by dividing the number of tags recovered by the number of fish released with that tag code, was analyzed by a two way analysis of variance using dose and sequential group number as fixed factors.

Analysis of offspring survival

Analysis of reproductive success included both estimation of the average survival rates for offspring spawned from parents that incubated in oiled gravel and determination of the variability in offspring survival among crosses of similarly exposed fish. Two separate experiments were performed to make the measurements (hereafter referred to as the pooled group and pairwise experiments) and production lots of fish, created for future tagging, provided another set of estimates of offspring survival. The pooled group and pairwise experiments used small numbers of eggs from each of the females found to be ripe on each spawning date, the remaining eggs were pooled and fertilized to create the production lots. In all groups, eggs were incubated until they had developed eye pigment, when they were shocked and counted. Survival in the pooled group and pairwise experiments, as well as the production lots, was calculated by dividing the number of eggs surviving after shocking by the total number of eggs in the group.

The pooled group experiment analyzed the average reproductive success of each exposure group, by creating pools of fertilized gametes and measuring the average survival for each pool. The pools consisted of all the possible pairwise crosses that could be made within an exposure group on a given spawning date. Each pool was generated by the following procedure: females exposed to the same dose contributed equal numbers of eggs to a common container; the mixture of eggs was randomized and divided into a number of aliquots equal to the number of males recovered from the same dose; equal volumes of milt from each male were used to fertilize each of the aliquots and the fertilized eggs were returned to a common container; finally, the mixture of fertilized eggs was randomized, rinsed, and divided into 8 aliquots which were incubated in a randomly selected locations in a Heath® stack incubator supplied with clean freshwater. Consequently, there were 8 observations of survival for each pool on each spawning date. To isolated dose effects from run timing, we evaluated the data using an unbalanced two-way analysis of variance with dose blocked on spawning date, and spawning date was considered a random factor.

The pairwise experiment provided determination of variability in survival within doses, by permitting direct observation of the survival of several randomly selected crosses from each dose. In this experiment, approximately 300 eggs from a randomly selected female were fertilized by 1.0 ml of milt from a randomly selected male with the same exposure history. All the males and females from each dose were represented in at least one such cross (Table 1), and all crosses were incubated separately. We were most interested in how crosses varied with respect to dose, but were limited to making crosses on only 4 days. We considered the crosses made on any day to be representatives of a randomly selected group and analyzed these data using a nested analysis of variance design with group nested in dose. Consequently, the dose

effect measured variation among crosses made within a dose, and the group effect measured variation among crosses made on different days. This provided a level of control for the pooled group experiment by illustrating how survival varied among groups of individuals. Thus, any interaction between dose and spawning date detected in the pooled group experiment could be explained by evaluating the variation among groups of crosses. In addition, differences in the errors associated with average survival within a dose may reflect variation in the amount of damage caused by incubating in oiled gravel.

The production lots were designed to provide pools of fish with similar exposure histories that could be used for coded-wire tagging. These lots were created after eggs had been removed for the first two experiments and all available eggs were used. Lots were created using the same procedure for developing pools in the pooled groups experiment, but females contributed disproportionate numbers of eggs to the lots, and lots were not replicated on any day. Lots were created only on the second and third spawning dates and the highest dose was represented on only the second spawning date (Table 1). Survival to eyeing was calculated for each of the lots, and 95% confidence intervals were calculated wherever possible.

Results for Study 076

Hydrocarbon Sampling

Incubation gravel, outflow water, and pink salmon tissue were sampled for hydrocarbon analyses when the embryos reached the eyed, hatching, and emergent fry stages of development (Table 1). Gravel and water were also sampled just prior to seeding the incubators with fertilized eggs, and gravel was sampled immediately after oiling. Samples have been submitted for analysis at the Auke Bay Laboratory; results are expected by the end of FY-96.

Spawning and survival to eyed-egg stage

A total of 561 adult pink salmon were killed for gamete recovery at Lovers Cove Creek. Eggs were taken from 350 of 354 females killed; four of the females were green and were not used. Sperm was taken from 203 of 207 males killed; four of the males were spawned out and were not used.

The eggs were mixed, divided into aliquots, fertilized, and re-mixed and water-hardened at LPW prior to seeding in the incubator array. Average weight of a water-hardened egg was 0.199 g. Each incubator was seeded with 950-1050 g of water-hardened eggs, or approximately 4800-5300 eggs per incubator. By random chance, the mean number of eggs per incubator was lowest in the control incubators (Table 2); the control density was significantly ($P < 0.05$) lower than the high dose, but was not significantly ($P > 0.10$) different from the low dose.

Mean survival of fertilized pink salmon eggs to the eyed stage was 82% for the control group and

80% for both the low or high oil dose group (Table 2). Dose was significant ($F = 11.80$, $P < 0.001$) in explaining differences in egg survival in the overall ANOVA with arcsin-transformed survival; similar results ($F = 11.89$, $P < 0.001$) were observed if untransformed data were used in the ANOVA. Dunnett's Method of pairwise comparisons indicated higher pink salmon survival in the control group than in either oil dose ($P < 0.05$), and no difference in pink salmon survival between high and low oil dose ($P > 0.05$).

Because of the difference in egg number per incubator observed among treatment, gamete survival was also analyzed using regression, with survival as the dependent variable and treatment and egg number as independent variables. Whereas survival and dose were inversely related, survival was positively correlated with egg number. Thus the differences in egg density were not a causative factor in the reduced survival observed for the embryos in the oiled gravel.

Fry Capture

At Sashin Creek, an estimated 929,008 pink salmon were captured during 26 d fishing (Figure 3). The estimated mean daily catch was nearly 38,000, and the estimated daily peak catch was about 66,000 fry on May 10. Nearly 80% of all fry were captured between May 4 and May 16. Catches declined to < 50 fry/d after a period of high stream flow (May 27 - May 30). About 20,000 fry were captured in the rotary screw trap each day it was fished.

At Lovers Cove Creek, an estimated 231,000 fry were captured during 32 d fishing (Figure 3). The estimated mean daily fry catch was about 7,000 and the estimated daily peak catch was nearly 19,000 fry on May 9. Catches declined to < 50 fry/d after a period of high stream flows (May 27 - May 30).

Estimation of Escapement to Lovers Cove Creek

Carcass surveys and tagging at Lovers Cove Creek were done 10 times during the period August 30 - October 13 (Table 3). Initially, surveys were planned for weekly intervals with a three-person crew for a single day. As the numbers of carcasses increased, it was necessary to increase survey frequency to about twice weekly. At peak numbers of carcasses, a four-person crew required up to two days to complete a single survey. A total of 18,947 different carcasses were counted, and 4,947 tags were released over the entire sampling period (Table 3).

The original plan was to follow the methodology of Sykes and Botsford (1985) and use individually labeled jaw tags. Because of the large numbers of carcasses to be sampled on each survey, it was not feasible to track individual carcasses, and tag recoveries were identified only as to the time period tagged.

Unfortunately, the tags were not removed from recovered carcasses as should be done for the Jolly-Seber estimator if individual tag codings cannot be used to account for repeat captures. To calculate the Jolly-Seber estimates, we had to make assumptions about the rate of repeat recoveries of tags so that those tags could be removed from the estimation algorithm. In general, tag recoveries rates were assumed to be high because of the relatively shallow, braided stream system and the high visibility of the tags. We had one tag group to which we could definitively assign a 4% rate of non-detection, which indicates a 96% detection rate. We then calculated escapement estimates for 100%, 96%, and 90% detection rates.

The three modified Jolly-Seber estimates for the 100%, 96%, and 90% detection rates were 31,940; 32,484; and 32,466, respectively. Thus the rate of detection of tags had little effect on the estimate. The Peterson estimate gave a similar result of 31,864, with a SD of 9,106. Variances have not yet been calculated for the modified Jolly-Seber estimates; these will require a bootstrap approach (Sykes and Botsford 1985).

The number of carcasses counted was thus was 58-59% of the estimated escapement. The proportion of the escapement sampled diminished somewhat over time (Figure 4), probably due to higher stream flows in October than in September.

Straying of 1993 Brood Adults

A total of 347 pink salmon with coded-wire tags were recovered in the LPW vicinity in 1995 (Table 4). Of these, 339 were recovered from fish returning to the Sashin Creek weir, and 8 were recovered as strays to either Borodino Creek (6) or Lovers Cove Creek (2). To estimate the total number of strays spawning in Borodino and Lovers Cove Creeks, the observed recoveries were expanded by the proportion of the escapement (58%) estimated to have been surveyed for tags in Lovers Cove. The same expansion rate was used for Borodino Creek because survey efforts for presence of tags was similar in both systems, although carcasses were tagged and the escapement was estimated only in Lovers Cove Creek. An estimated total of 10 and 3 strays spawned in Borodino and Lovers Cove Creeks, respectively. This represents 2.9% and 0.9% of the total tagged fish returning to LPW and Big Port Walter that strayed.

The frequency of tagged fish in the escapement was similar at Borodino and Sashin Creeks, but was significantly ($P < 0.001$) lower at Lovers Cove Creek (Table 4). No tagged pink salmon were recovered in Parry Creek.

Results for Study 191B

Analysis of size and marine survival

Male pink salmon that returned to the weir with coded-wire tags demonstrated a significant

relationship between oil exposure and growth ($P = 0.011$). The mean growth rate among males from control incubators was $1.68 \pm 0.07\%$ (95% confidence interval; $N = 44$) per day compared to $1.64 \pm 0.09\%$ ($N = 22$) per day for males from gravel contaminated with $281 \mu\text{g oil/g}$ gravel. Consequently, mature male pink salmon that incubated in gravel contaminated with $281 \mu\text{g oil/g}$ gravel weighed on average $1150 \pm 48 \text{ g}$ compared to $1304 \pm 41 \text{ g}$ for males from the control incubators. Growth among females did not differ significantly ($P = 0.729$), and ranged between 1.69% ($N = 53$) and 1.70% ($N = 16$) per day for fish from control and $281 \mu\text{g oil/g}$ gravel incubators, respectively.

Overall, the fish exposed to the highest dose had the lowest marine survival, but no statistical differences were detected among the doses ($P = 0.724$). Survival among tag lots representing unexposed fish had a mean survival of $1.9 \pm 1.5\%$ compared to $1.6 \pm 0.7\%$ for tag lots representing fish exposed to the highest dose, and fish exposed to the highest dose experienced the poorest survival in three out of the four sequential groups. The exception was in the first sequential group where survival appeared to be directly related to tagging order, and overall survival was lowest. Apparently tagging technique improved during the initial marking period; Removing the first sequential group from the analysis of marine survival results in a significant effect of dose ($P = 0.024$).

Analysis of offspring survival

In both experiments (Table 1), as well as in the production lots, the offspring of parents that incubated in the most contaminated gravel had the lowest average survival to eyeing (Figure BIO-4). Embryo survival in the pooled group experiment declined from $64 \pm 4\%$ to $48 \pm 1\%$ for progeny of unexposed parents and parents exposed to the most contaminated gravel, respectively. Similarly in the pairwise experiment, mean survival of the progeny of unexposed parents was $72 \pm 3\%$ compared to $69 \pm 5\%$ for the progeny of parents exposed to the highest dose. Average survival in the production lots was $77 \pm 3\%$ among progeny of unexposed parents compared to 43% for progeny from parents exposed to the heaviest dose.

Interaction between spawning date and dose, and lack of power resulted in an inability to detect differences among means survivals of eggs from different doses in both the pooled group and pairwise experiments. Analysis of the mean survivals among pooled exposure groups was impeded by an interaction between spawning date and dose ($P = 0.001$), and analysis of the pairwise experiment revealed a significant effect of spawning date ($P = 0.004$) within doses, but no effect of dose ($P = .5289$). However, the mean square error for dose in the nested analysis of variance was significantly larger (18.0%) than the difference between means of the control and highest dose (3.0%) suggesting an underpowered design.

Discussion

The results from 95191B demonstrate a long-term effect of oil on growth and suggest further effects on marine survival and reproductive ability. Identification of these effects is remarkable given the small number of fish exposed to the highest dose and recovered (30 males and 16 females). Study 076 recreates the high dose exposure system and will provide for significantly greater power to resolve effects, conservative estimates suggest potential recoveries of 200 fish exposed to the highest dose (Wertheimer et al 1995). With this greater number of fish, the interaction between spawning date and dose on offspring survival can be properly analyzed and individual variability can be assessed through more powerful experiments. Finally, the tagging protocol used in Study 076 will eliminate biases in estimates for marine survival.

Survival of treatment groups in the gravel incubators through the eyed-stage was adequate to provide the number of fry needed for tagging in the spring, 1996, assuming normal survival rates from eyeing to emergence. Survival rates for the control groups were higher than those observed in previous exposure trials. These survivals are less than the 90%+ survival rates usually achieved in hatchery operations. We attribute this to the extensive prefertilization handling of the eggs necessary to mix the eggs to ensure a random gamete source for the treatment groups.

The low and high exposure levels were chosen to be at or below the threshold levels identified by Heintz et al. (1996a) as causing significant reductions in embryo survival. The high dose in this experiment caused a small (2%) but significant reduction in embryo survival. Heintz et al. et al. (1996a) found that the similar nominal dose had 8% lower average survival than did the controls. Surprisingly, our low dose group also showed a slight but significant reduction in embryo survival. Heintz et al. (1996a) reported maximum PAH concentrations associated with the lowest nominal dosing level to be below State of Alaska water quality standards. They also showed that the pink salmon embryos were picking up PAH contamination from the water, and not from direct contact with contaminated gravel. We need the results from the water chemistry samples to determine if actual water exposures from the nominal low dose were again at or below the state standards. If so, these results imply that the state standards do not provide adequate protection for incubating salmon embryos.

Peak emigration timing of pink salmon fry was later at Sashin than at Lovers Cove Creek. The peak migration period at Lovers Cove Creek (May 4 - May 10) was about one week earlier than at Sashin Creek (May 9 - May 16). Over four times more fry were estimated to have been caught at Sashin than at Lovers Cove Creek indicating a larger escapement of adults to Sashin Creek in 1994 or higher egg-to-fry survival at Sashin Creek. The east channel usually has the highest escapement and the highest water quality Lovers Cove Creek; the middle and west branches typically dewater periodically. Although only one of the three channels of Lovers Cove Creek was trapped for fry, the east channel has a continual flow of ground water and hence should have the highest survival among the channels and cause earlier fry emergence than at Sashin Creek.

Adequate numbers of wild pink fry should be available for tagging in spring 1996. Based on our fyke net catches at both Sashin and Lovers Cove Creeks in 1995, we should easily be able to catch sufficient fry to meet tagging goals. If inadequate numbers of fry are caught in 1996, additional fyke nets could be fished. In addition, a rotary screw trap will be fished at Sashin Creek and should be particularly beneficial at catching fry at high stream flows when fyke nets are difficult to fish. A record escapement of 17,000,000 adults to Sashin Creek and a high escapement of about 32,000 adults to Lovers Cove Creek in 1995 should produce sufficient numbers of fry.

Historically, annual emigration timing of pink salmon fry from Sashin Creek has varied (Figure 4). From 1941 to 1964 peak fry migrations in Sashin Creek were usually in mid May, but have been earlier (April 13, 1941) and were much later in June from 1949 to 1952 and in 1956 (Olsen and McNeil. 1967). Based on water temperatures during the incubation period at Sashin Creek during the winters of 1994-95 and 1995-96, fry emigration timing should be similar in 1996 to that in 1995.

We were fortunate to be able to test the escapement estimation methodology prior to the return of fish tagged for this project. Because of this experience, we will switch to Floy anchor tags to increase tagging speed and thus increase the number of carcasses that can be sampled. We also learned how to properly collect and tabulate carcass count and tag recovery data. We have confidence that the carcass tagging method is feasible on a return of the magnitude that occurred at Lovers Cove Creek, and that we can examine at least 50% of the escapement as carcasses for the presence of adipose fins. We also determined that a substantially larger run, such as was counted through the Sashin Creek weir, is not feasible for sampling carcasses for both escapement estimation and a 50% examination rate. Further, we found that the frequency of sampling should be approximately double what we had originally projected in our 1996 DPD (Wertheimer et al. 1995).

Although we could not use carcass marking to estimate escapement on a run as large as returned to Sashin Creek in 1995, no other stream within 30 km of Little Port Walter has as large an escapement as Sashin Creek except for the AKI hatchery (Table 5). In 1997, both the AKI hatchery and Sashin Creek returns will be enumerated and fully sampled at weirs. Lovers Cove Creek is the next largest stream within the area where we are quantitatively sampling for strays in 1997 (Table 5). Thus the carcass marking method should be adequate for the other streams we have selected for escapement estimation, given we apply the additional effort required to sample these streams every four days.

This additional effort to effectively estimate escapements and sample for strays will result in increased costs over those identified in the 1996 DPD (Wertheimer et al. 1995). As a result, costs have been revised upwards for adult sampling in the 1997 DPD for this project (Wertheimer et al. 1996). However, overall cost for the project was actually reduced substantially relative to the 1996 DPD by reducing the scope of the project to one rather than two brood years.

Most of the pink salmon tagged and released at LPW in 1993 that returned to Little Port Walter or Big Port Walter in 1995 were recovered at Sashin Creek. Adjusting for sampling effort, 3.7% of the tagged pink salmon strayed from Sashin Creek to either Borodino or Lover's Cove creeks, even though the parents of these fish were from Lovers Cove Creek. The natal watershed, therefore, was a much stronger attractor for the fish than was their genetic origin.

The number and frequency of tagged strays was much higher in Borodino Creek than in Lovers Cove Creek. Both Sashin and Borodino watersheds have relatively large lakes in them, whereas Lovers Cove Creek does not. The similarity of the Borodino watershed to the natal watershed may have been a factor in attracting fish that returned to Big Port Walter to Borodino Creek rather than to their parents' home stream. The frequency of tags per spawner was almost identical for Sashin Creek and Borodino Creek. One possible explanation for this is that there was little natural production from Borodino Creek, and the pink salmon spawning there are almost entirely strays from Sashin Creek. This assumes straying rate of the wild Sashin Creek pink salmon and the tagged pink salmon were the same. A second explanation is that the tagged fish, due to treatment, transplant, culture, or tagging, strayed at a higher rate than wild Sashin Creek pink salmon, and were differentially attracted to Borodino Creek in comparison to Lovers Cove Creek. Restoration Project 076 will provide insight into the factors causing such differential straying rates.

We used the straying rates of tagged fish returning to LPW in 1995 to refine the empirical model used by Wertheimer et al. (1995) to assess the power to detect differences in straying between oil-exposure treatment groups at the release group sizes and sampling regimes proposed. Straying within a 30-km radius of LPW was estimated using three different assumptions about the straying rates observed and the estimated escapements within the 30-km radius (Table 5). Assumption 1 was that the frequency of strays per spawner observed for Borodino and Lovers Cove was representative of the rate in pink salmon escapements within approximately 30 km of Sashin Creek (excluding Sashin Creek). In that case, the 30-km straying rate was estimated at 15%. Assumption 2 was that the frequency of strays per spawner for Lovers Cove Creek was representative of the rate in pink salmon escapements within approximately 30-km of Sashin Creek, and that Borodino had an anomalously high rate of stray occurrence. In that case, the 30 km straying rate was estimated at 9.2%. Assumption 3 was that the frequency of strays per spawner observed for Parry Creek (0%) was representative of the rate in pink salmon escapements within approximately 30-km of Sashin Creek other than Lovers Cove and Borodino Creeks. In that case, the 30-km straying rate is equal to the 3.7% rate observed for these two watersheds.

The ability to detect a difference in straying due to the oil exposure increases with return rate and actual straying rate (Figure 6). At the lowest straying assumptions (3.7%), oil exposure must increase straying by 50-100% at return rates of 2%-0.5%, respectively, to be significant at $P = 0.05$. At the highest straying rate assumption (15%), oil exposure must increase straying by 25-55% at return rates of 2%-0.5%, respectively, to be significant at $P = 0.05$. Although the straying assumptions are slightly more conservative than those used by Wertheimer et al. (1995), the

power of the experiment to detect differences in straying is still within the same limits.

Literature Cited

- Bue, B. G., S. Sharr, S. D. Moffitt, and A. Craig. 1996. Injury to salmon eggs and preemergent fry due to the T/V *Exxon Valdez* oil spill. In S. D. Rice, R. B. Spies, D. A. Wolfe, and B. A. Wright (Eds.). *Exxon Valdez* Oil Spill Symposium Proceedings. American Fisheries Society Symposium Number 18.
- Heintz, R., S. D. Rice and J. Short. 1996a. Effects of incubating in oiled gravel on pink salmon part I: Direct effects on embryo survival and development. In Preparation.
- Heintz, R., S. D. Rice and J. Short. 1996b. Effects of incubating in oiled gravel on pink salmon part II: Delayed effects on growth marine survival and reproduction. In Preparation.
- Heintz, R., S.D. Rice and J. Short. 1995. Injury to pink salmon eggs and preemergent fry incubated in oiled gravel (laboratory study), *Exxon Valdez* Oil Spill Restoration Project Annual Report (Restoration Project 94191 -2), National Oceanic and Atmospheric Administration, National Marine Fisheries Service, Auke Bay Laboratory, Juneau, Alaska.
- Olson, J. E. and W. J. McNeil. 1967. Research on pink salmon at Little Port Walter, Alaska, 1934-64. U. S. Fish and Wildlife Service Data report 17. February 1967.
- Sharp, D., S. Sharr, and C. Peckham. 1995. Homing and straying patterns of coded wire tagged pink salmon in Prince William Sound. Unpublished manuscript, Alaska Department of Fish and Game, Cordova, AK.
- Sykes, S. D., and L. W. Botsford. 1985. Chinook salmon, *Oncorhynchus tshawytscha*, spawning escapement based on multiple mark-recapture of carcasses. *Fish. Bull.* 84:2 261-270.

Underwood, A. J. 1981. Techniques of analysis of variance in experimental marine biology and ecology. Pages 513-605 *In* M. Barnes (Ed.). *Oceanogr. Mar. Biol. Ann. Rev.*, 19, Aberdeen University Press.

Wertheimer, A. C., S. D. Rice, A. G. Celewycz, J. F. Thedinga, and R. A. Heintz. 1995. Effects of Oiled Incubation Substrate on Straying and Survival of Wild Pink Salmon. Restoration Project 96076 Detailed Project Description. *Exxon Valdez* Trustee Council, Anchorage, AK.

Table 1. Schedule for hydrocarbon sampling of incubation gravel and water and pink salmon tissues. Dates samples were taken for each sample period are shown in parantheses. Numbers shown are days post-oiling (gravel, water) or days post-fertilization (pink salmon) that the samples were taken. Dashes indicate no sample taken.

Sample Type	Sample Period				
	Oiling (8/29/95)	Fertilization (9/17/95)	Eyeing (10/25-11/4/95)	Hatching (12/05/95)	Emergence (3/27/96)
Gravel	0	19	59-63	95	208
Water	--	19	57	95	208
Tissue					
Control	--	--	47	81	194
Low Dose	--	--	47	81	194
High Dose	--	--	49	81	194

Table 2. Number of incubators (N), mean survival of eggs to eyed stage (SE of mean in parantheses), and mean number of live eggs, dead eggs, and total eggs per incubator, listed by oil dose.

Dose	Mean survival (SE)	Mean live eggs/incubator	Mean dead eggs/incubator	Mean total eggs/incubator
Control	0.816 (0.0021)	4090	924	5014
Low	0.800 (0.0037)	4095	1018	5113
High	0.799 (0.0028)	4154	1040	5194

Table 3. Pink salmon carcass counts and number of carcasses tagged and recovered at Lovers Cove Creek in 1995. Number of "new" carcasses counted for each sampling period was the total carcass count adjusted for previously counted carcasses, as indicated by tagging or mutilation of the carcass. Number of tags recovered at a given time t are from the tag group released at time t-1. Dashes indicate no tags were available.

Sampling Date	"New" Carcasses	Tags Released	Tags Recovered
08/30	0	0	--
09/03	60	27	--
09/12	816	372	0
09/15	1221	602	224
09/20	1912	970	284
09/24-25	3675	969	589
09/28-29	6514	1356	690
10/03-04	3628	651	358
10/09	1151	0	33
10/13	0	0	0
TOTAL	18977	4947	1875

Table 4. Number of fish checked for coded-wire tags and observed number and frequency of coded-wire tagged pink salmon for four stream systems in the vicinity of Little Port Walter in 1995. Expanded numbers of tags recovered in Lovers Cove and Borodino Creeks are the observed numbers of tags adjusted for the proportion of the escapement (0.58) estimated as sampled in Lovers Cove Creek. Dashes indicate an expanded number of tags could not be estimated.

Stream	Number Checked for Tags	Number Tags Observed	Frequency of Tags (%)	Expanded Number Tags
Sashin Creek	117,295	339	2.89	--
Lovers Cove Creek	18,945	2	0.11	3
Borodino Creek	2,258	6	2.66	10
Parry Creek	2,113	0	0.00	--

Table 5. Weir and peak aerial survey counts for pink salmon streams within approximately 30 km of Little Port Walter. The column for 1997 surveys indicates whether escapement will be both estimated and sampled for tagged pink salmon returning in 1997. NA indicates counts were not available.

Stream Number	Stream Name	1997 Surveys	10-yr Mean Peak Count	1995 Peak Count
	AKI Weir ¹	Yes	85,712	126,406
109-10-006	Sashin Creek ²	Yes	29,064	85,000
109-10-007	BorodinoCreek	Yes	NA	NA
109-10-009	Lovers Cove Creek	Yes	26,973	52,000
109-10-023	Deep Cove NW Head	Yes	10,336	20,000
109-10-028	Parry Creek	Yes	11,220	29,000
109-52-050	Pillar Bay SW Side	No	1,304	NA
109-62-003	Piledriver Cove Creek	Yes	8,118	4,500
109-62-005	Happy Cove Creek	No	300	NA
109-62-028	William Creek	Yes	5,446	10,500
109-62-029	Wolf Creek	Yes	7,973	12,000
109-62-030	Thetis Bay SW Head	No	1,693	3,800
109-62-031	Thetis Bay Salt Chuck	No	1,439	900
109-62-034	South Explorer Basin	No	125	NA
109-62-036	Neal Creek	No	2546	400
109-62-038	Gedney Harbor	No	2,350	100
109-63-001	God's Pocket West	No	779	100
109-63-002	God's Pocket North	No	553	1100
109-63-003	Malmesbury W of Joyce	No	1,500	75
109-63-004	Malmesbury NW Joyce	No	633	NA
109-63-005	Joyce Creek	Yes	7,533	4,700

Table 5. (Continued).

109-63-007	Malmesbury N Arm E	No	603	NA
109-63-009	Malmesbury N Arm S	No	17	0
109-63-012	Malmesbury Lake Creek	No	1,689	200
109-63-015	Malmesbury S Arm S	No	638	1,300
109-63-017	Malmesbury S Arm S	No	629	NA
109-63-020	Tavin Creek	No	417	NA
	Total for Area ³		180,524	267,081
	Total, Surveyed Streams ³		163,311	259,106
	% Total Surveyed 1997 ³		90.5%	97.0%

¹AKI = Armstrong Keta Incorporated. Numbers are weir counts of fish entering hatchery adult capture and holding traps.

²Numbers are from aerial survey counts. Weir count at Sashin Creek in 1995 was 117,000.

³Excludes Sashin Creek

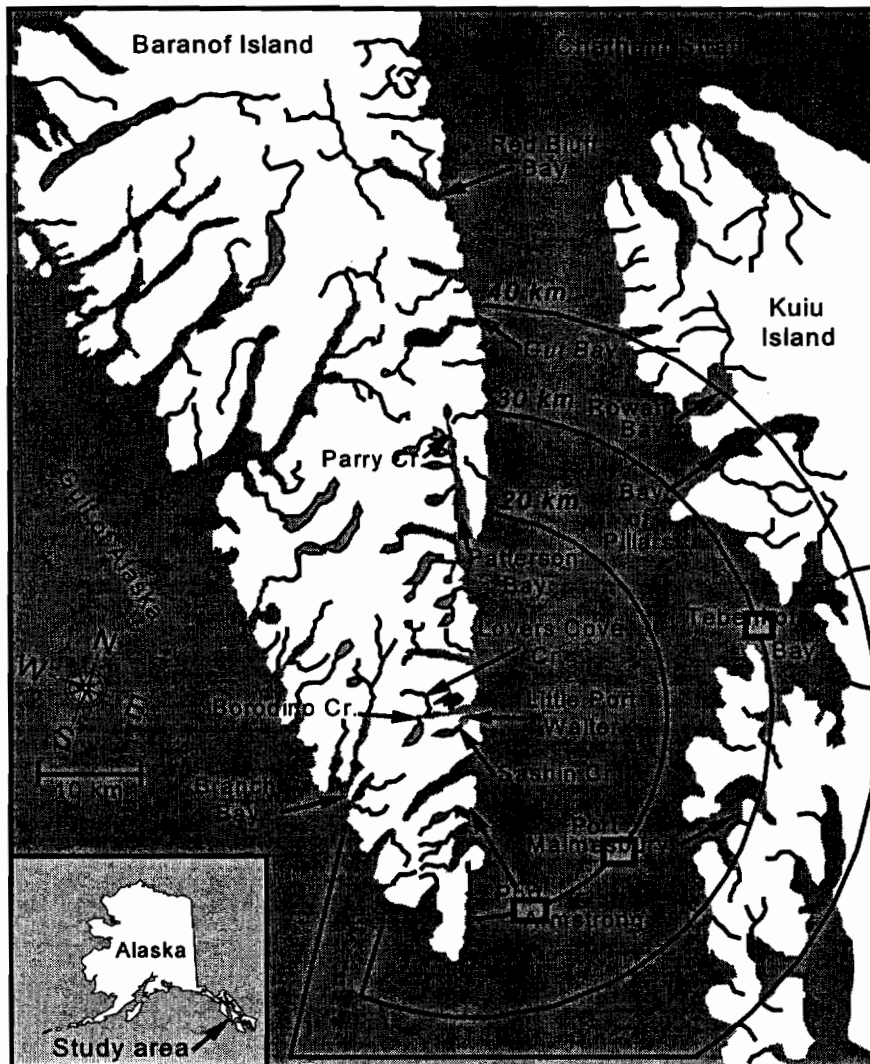


Figure 1. Map of Little Port Walter and vicinity.

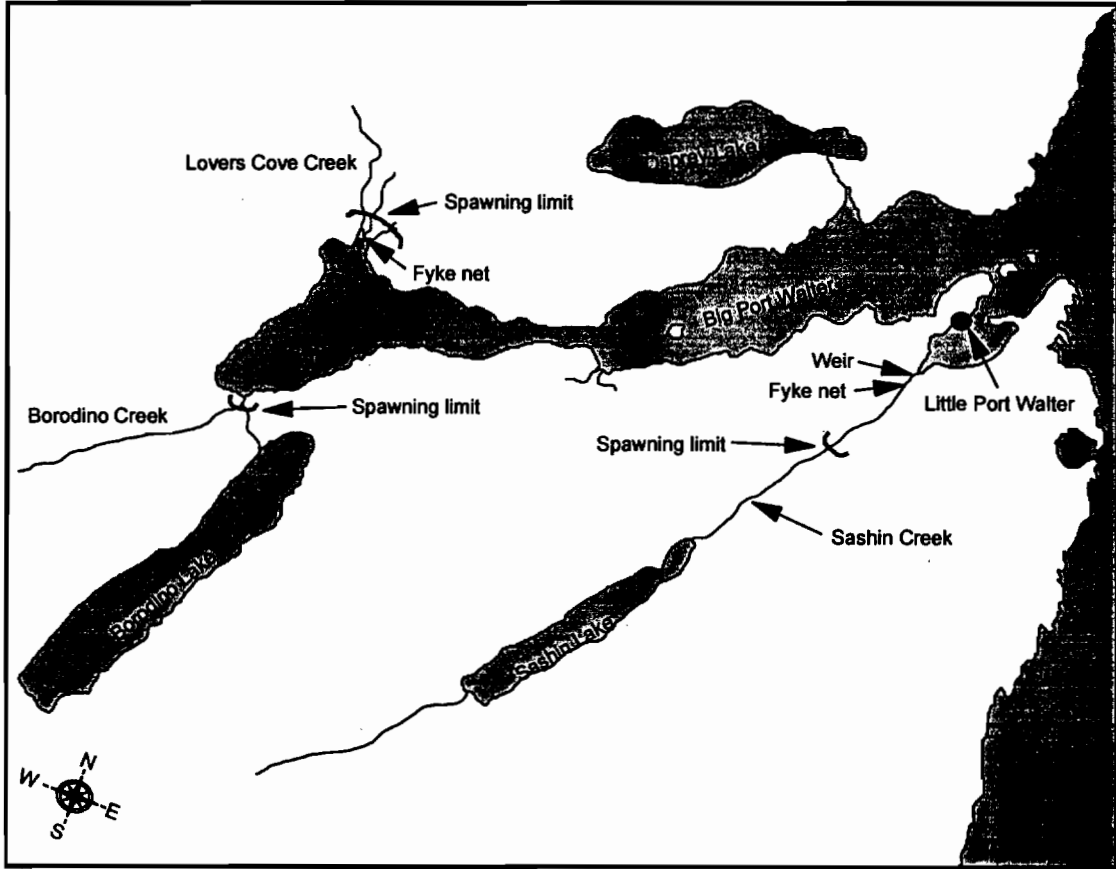


Figure 2. Map of Little Port Walter showing locations of fyke nets on Sashin and Lovers Cove Creeks, the weir on Sashin Creek and the limit of pink salmon spawning on Sashin, Lovers Cove, and Borodino Creeks.

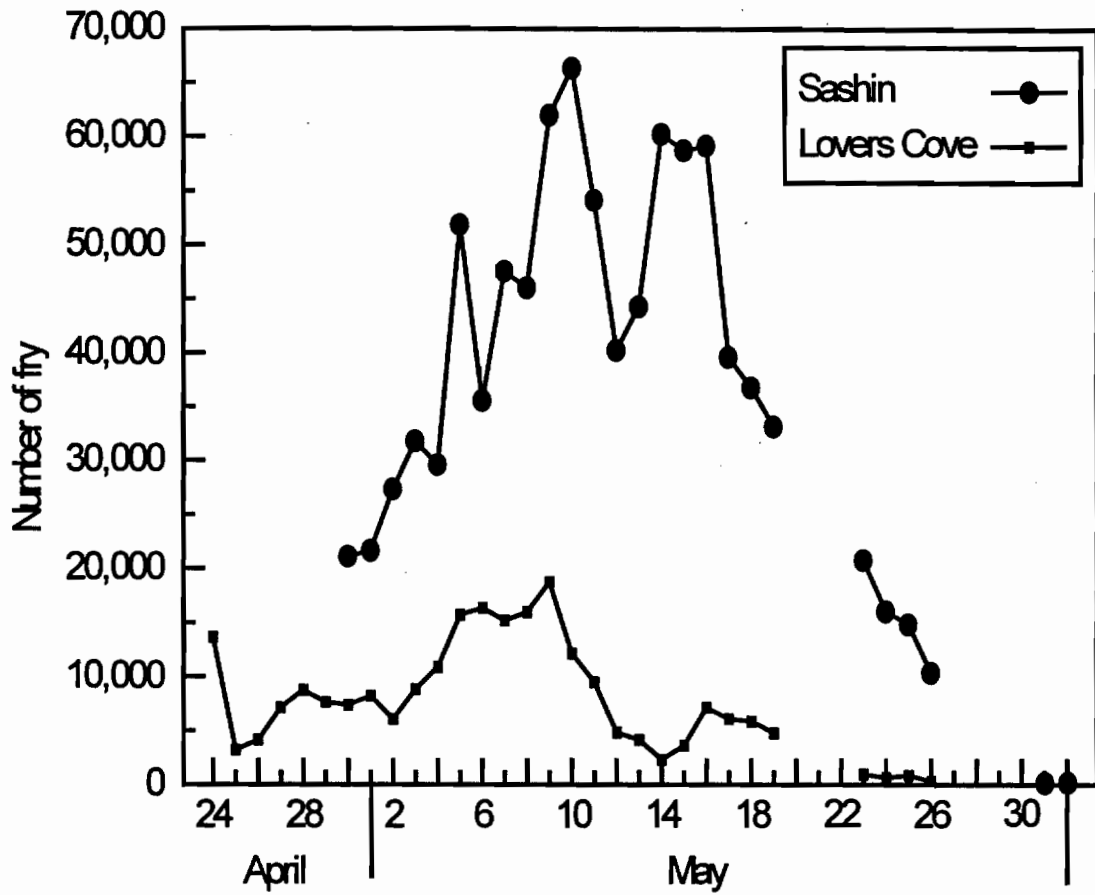


Figure 3. Estimated daily catch of wild pink salmon fry from Sashin and Lovers Cove Creeks, 1995.

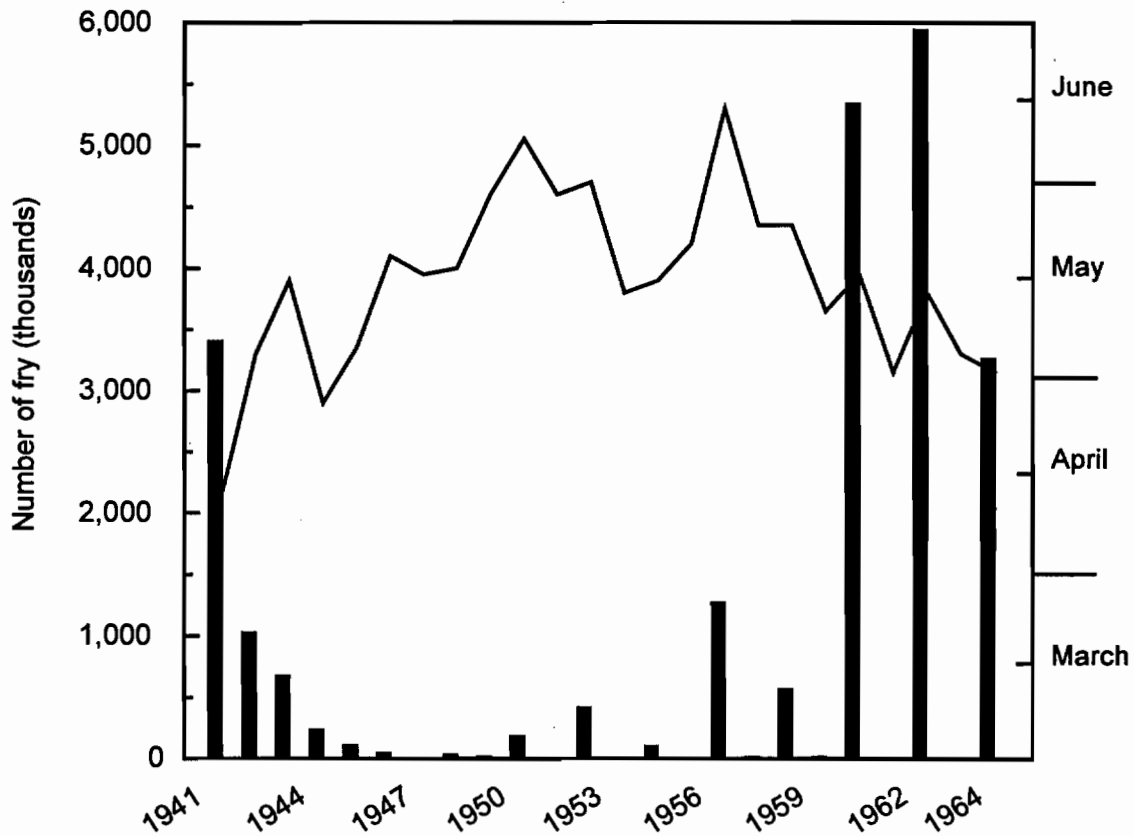


Figure 4. Total number of wild pink salmon fry captured at Sashin Creek weir (bars) and day of peak fry emigration (line).

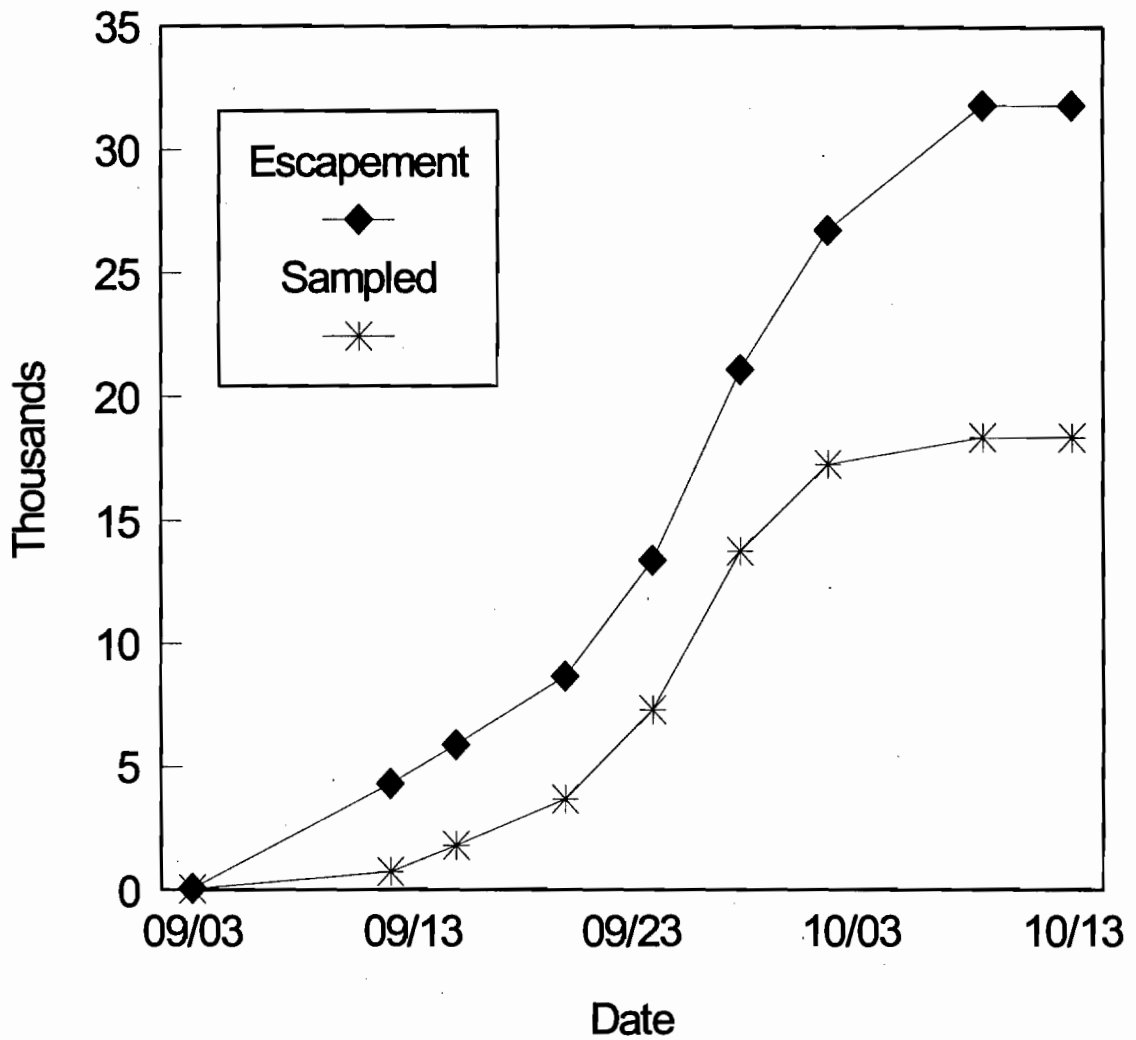


Figure 5. Cumulative carcasses sampled and estimated escapements of pink salmon at Lovers Cove Creek, 1995.

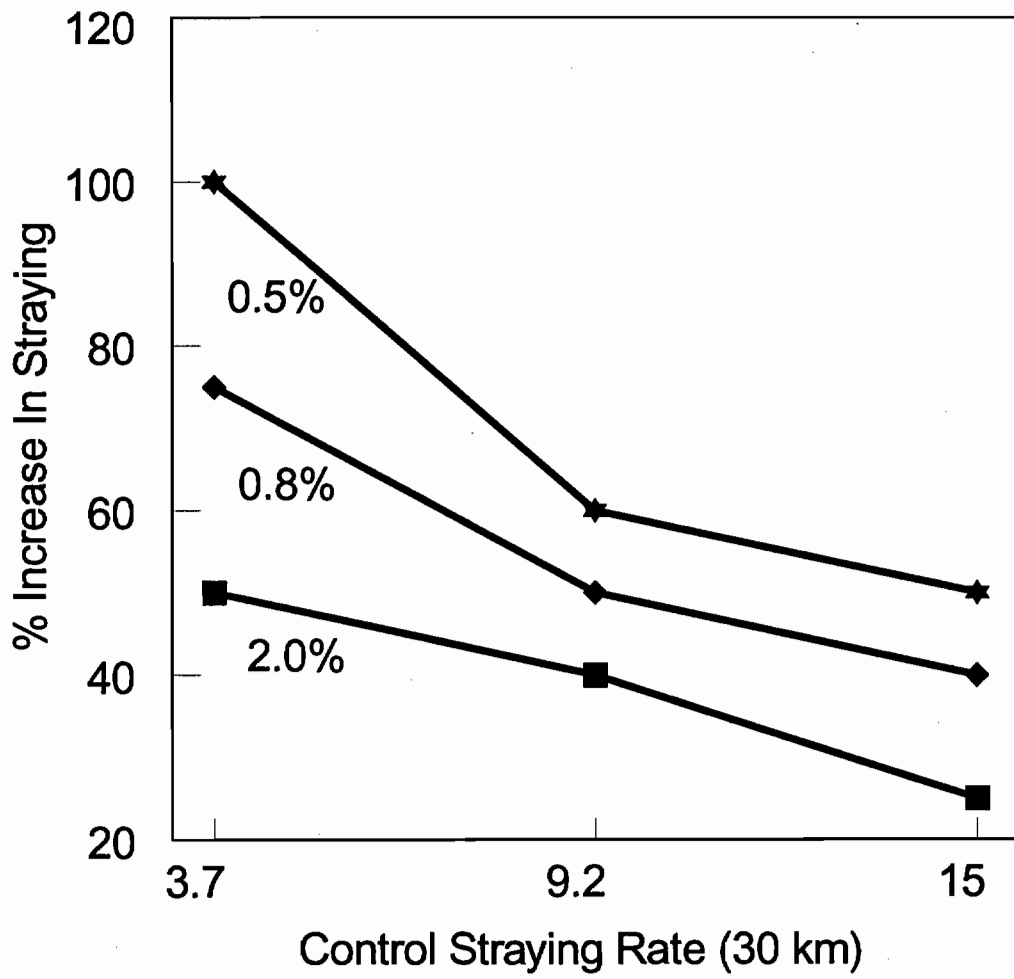


Figure 6. Differences in straying rate detectable at $P < 0.005$ for three different straying and return rate assumptions.

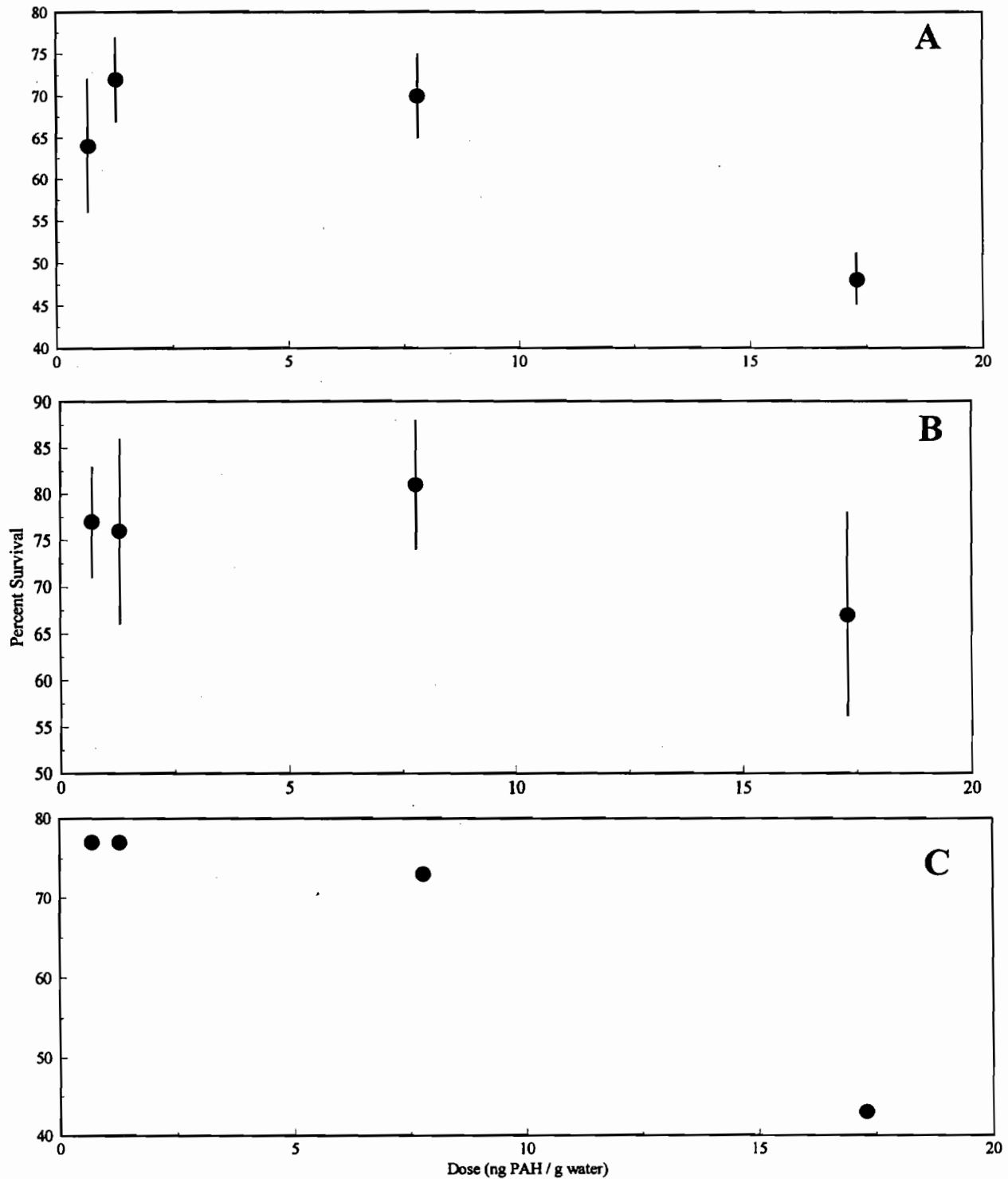


Figure 7. Average reproductive success of pink salmon that incubated in oiled gravel. Figure A depicts 95% confidence intervals for survival to eyeing in pooled groups of eggs collected over several spawning dates. Figure B depicts 95% confidence intervals for average survival among pairwise crosses of similarly exposed fish. Figure C shows estimates of survival in production lots of fish the production lot of eggs were not replicated.